


## KLASSIK KERA PLAIN TILE

The classic round cut plain tile in KERALIS® quality.

- Sinter-fired for maximum durability
- Natural through-colour, even in the case of dark colours, thanks to "KERALIS" process technology
- Use our most extensive range of applications yet to create your own bespoke roofing solutions
- Ideal for renovations and new-builds alike
- Elegantly understated, our timeless shapes create classically beautiful roofs
- Adds individuality to roofscapes
- Wide range of colours and surface finishes

### TECHNICAL DATA

Size (appr.)	180 x 380 x 12 mm
Max. coverage width (approx.)	180 mm
Min. gauge (approx.)	145 mm
Covering length on av. approx.	155 mm
Max. gauge (approx.)	165 mm
Tile requirement min. (approx.)	33.6 pcs/m <sup>2</sup>
Average tile requirement (approx.)	36 pcs/m <sup>2</sup>
Unit weight (approx.)	1.7 kg/piece
Weight per m <sup>2</sup> (approx.)	61.2 kg/m <sup>2</sup>
Weight per pallet (approx.)	923 kg
Pcs per mini-pack	8 piece
Pcs per pallet	528 piece



APPLICATIONS

ADDITIONAL MEASURES ACCORDING TO CREATON MANUFACTURER'S SPECIFICATIONS	
Standard roof pitch CREATON DE in combination with additional measures according to manufacturer's specifications Standard roof pitch CREATON DE in combination with additional measures according to manufacturer's specifications	24 °
Installation of a trussing sheet/glued sub-roof without nail seals, possible CREATON products: DUO extra, DUO longlife ND extra, TRIO extra, QUATTRO longlife extra	≥ 24 °
Installation of a trussing sheet/glued sub-roof without nail seals, possible CREATON products: DUO longlife ND extra	≥ 22 °
Installation of a trussing sheet/glued sub-roof with nail seals, possible CREATON products: DUO extra, DUO longlife ND extra, TRIO extra, QUATTRO longlife extra	≥ 22 °
Installation as a rainproof sub-roof, possible CREATON products: DUO longlife ND extra, TRIO extra, QUATTRO longlife extra	≥ 18 °
Installation as a watertight sub-roof, possible CREATON products: QUATTRO longlife extra	≥ 10 °
Installation as a watertight sub-roof welded in a 7° special solution, please observe separate installation guidelines, possible CREATON products: QUATTRO longlife extra	-

TECHNICAL INFORMATIONS

- The technical drawing shown is merely an example.
- According to the Central Association of the German Roofing Trade (ZVDH) rules for verge tiles, the distance between the inner edge of the verge lug and the outer edge of the gable wall or cladding must be at least 1 cm.
- Current national rules and standards apply to the execution of roofing work. These vary from country to country (e.g. ZVDH Rules, Austrian Standards) and must be taken into consideration during execution. As manufacturer's information, CREATON-specific information about the execution of the sub-roof is also applicable and is complementary to these. You can find them in our Roof Planner or at [www.creaton.de](http://www.creaton.de) / [www.creaton.at](http://www.creaton.at).
- Batten spacing / tile gauge is dependent on the roofing type and roof pitch.
- Please consider the sample letter for the standard CREATON roof pitches.



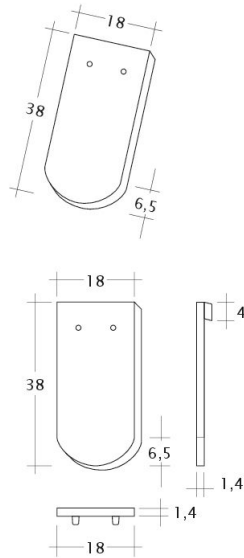
## LAF-/FLA-VALUES

LAF-/FLA VALUES IN MM WITH FALZ FOR 30X50-BATTENS												
requirement ridgetile (approx.)	DN	10°	15°	20°	25°	30°	35°	40°	45°	50°	55°	60°
BG 3.0 pcs/m	LAF	0	0	0	0	75	75	75	75	75	75	70
BZ 3.0 pcs/m	LAF	0	0	0	0	75	75	75	75	75	75	75

LAF-/FLA VALUES IN MM WITH FALZ FOR 40X60-BATTENS												
requirement ridgetile (approx.)	DN	10°	15°	20°	25°	30°	35°	40°	45°	50°	55°	60°
BZ 3.0 pcs/m	LAF	0	0	0	0	70	70	70	65	60	60	60

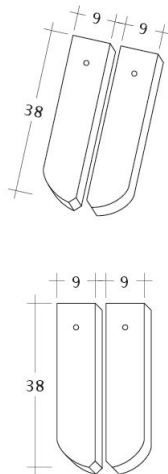
LAF-/FLA VALUES IN MM WITH FALZ FOR 50X50-BATTENS												
requirement ridgetile (approx.)	DN	10°	15°	20°	25°	30°	35°	40°	45°	50°	55°	60°
BG 3.0 pcs/m	LAF	0	0	0	0	65	60	60	55	50	50	40
BZ 3.0 pcs/m	LAF	0	0	0	0	65	60	60	55	50	50	45





Drawing KLASSIK KERA-1-1

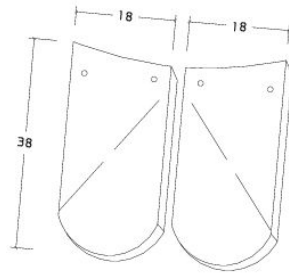
---



Drawing KLASSIK KERA-1-2

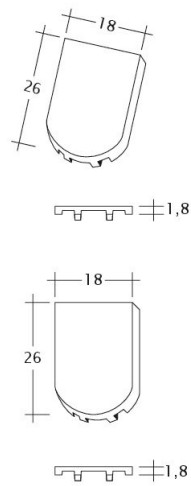
---





Drawing KLASSIK KERA-Abfuehrer

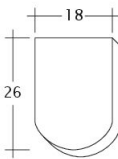
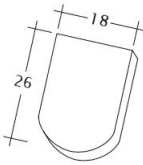
---



Drawing KLASSIK KERA-FALZ

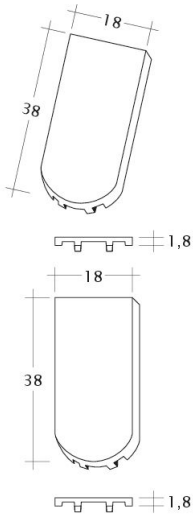
---





Drawing KLASSIK KERA-Firstanschluss

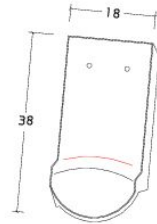
---



Drawing KLASSIK KERA-Flaechenluefter

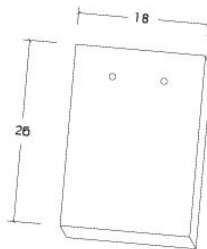
---





Drawing KLASSIK KERA-LUEFTZ

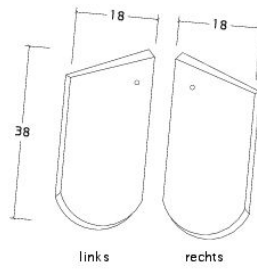
---



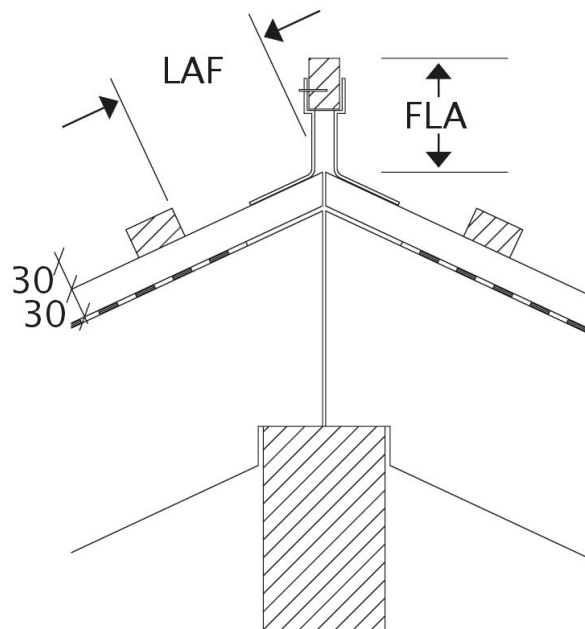
Drawing KLASSIK KERA-Traufziegel

---





Drawing KLASSIK KERA-Unterläufer



Drawing all models LAF-FLA

